

Solar Foundations USA Scheduling Details


Congratulations! Your project is ready to be scheduled for installation. Your company may be wondering, what does “ready” really mean? Even though the project is permit approved, Solar Foundations USA requires a few items to be completed before receiving a spot on our installation schedule. Please review these items in detail.

Signed SFUSA Contract

Solar Foundations USA provides a formal contract with the structural drawings and stake-out plan when the final design package is issued. The contract can be sent through email as well as PandaDoc to your recommended office personnel.

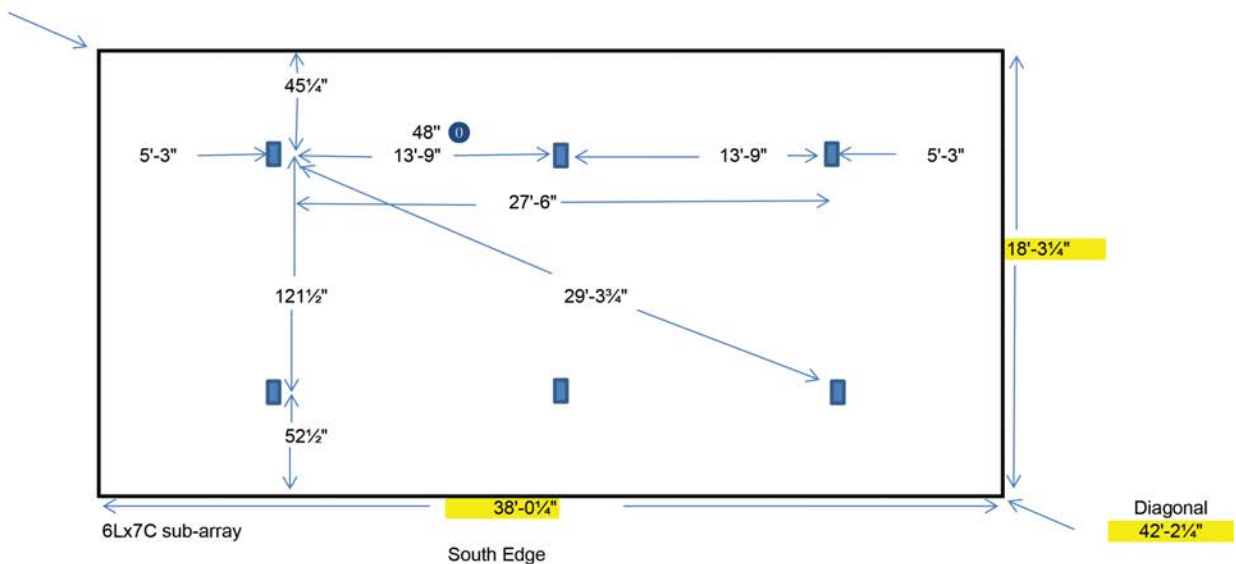
Items to Note on the Contract

- Solar panel model number and dimensions
 - Different dimensions will change the substructure size, so this information needs to be 100% accurate before scheduling the installation.
- Configuration details such as the tilt and leading edge height
- Additional charges
 - Rock augering and rock drilling are the most common additional charges listed on the final invoice. If required, the added cost would be \$35 per pile for rock augering or \$95 per pile for rock drilling.



Updated Stake-Out Photo

SFUSA provides a stake-out plan once the project design is complete. The stake-out plans are a “Plan View” (looking from above the array to the ground). The only values your company needs to use for the stake-out are the numbers highlighted in yellow.



For this 6Lx7C example (6 panels high in landscape by 7 panel columns wide), the 18'-3 1/4" is the **north-south distance** of the array projected onto the ground. The **east-west dimension** of the array is 38'-0 1/4" .

Let us simplify your **installation** process.

Using the SFUSA stake-out plan, an updated site photo showing the four outside corners of the array staked-out is necessary.

- We ask that the four stakes be substantial in size to avoid any onsite confusion. Wooden or metal stakes are inexpensive and clearly convey the correct location even if there is several months between initial stake-out and install.
 - Please do not use small, metal flags as they tend to get lost or pulled out of the ground easily.
- Please note you do not need to stakeout the pile locations, just the four corners of each array.
- The person performing the stake-out should set the two south corners at the azimuth you want the array orientated to.
 - You may determine that for aesthetic reasons, shading issues, or possibly site setbacks and restrictions, the array will not be aligned to true south.
 - We will ensure that all arrays match the azimuth requested and will always call you to check if something seems off on the site.




Access Path

Solar Foundations USA needs a satellite view showing how we can drive the truck and trailer to the array location (and photos if there is tight access). Please let us know if there are restrictions driving the 48' truck and trailer off the end of the driveway to the array area.



What type of equipment is being used on site?

- Full-size pickup truck
- 22' trailer
- Mini skid steer



In order to install the array piles, SFUSA needs to maneuver the rubber tracked mini skid steer within and around the array location. The homeowner needs to be aware that there will likely be some lawn damage that per the contract, SFUSA would be looking for the solar company to address at the same time the trenchwork is being done. The mini skid steer may create tracks, and the truck and trailer may leave tire tracks or ruts in the lawn depending on the local conditions.

Homeowner Checklist

| Section 1: Rock Drilling | | | |
|--|------------------------------|-----------------------------|----------------------------------|
| Did the homeowner find the property full of rocks and/or highly compacted soil that made it difficult to dig? | Yes <input type="checkbox"/> | No <input type="checkbox"/> | Unknown <input type="checkbox"/> |
| Did the homeowner put in an inground pool or know of a neighbor that put one in that encountered rock ledge that required blasting? | Yes <input type="checkbox"/> | No <input type="checkbox"/> | Unknown <input type="checkbox"/> |
| Is there any exposed large rock at grade that the salesman can see? | Yes <input type="checkbox"/> | No <input type="checkbox"/> | Unknown <input type="checkbox"/> |
| Section 2: Site Access | | | |
| The work area has been cleared of brush and debris. | Yes <input type="checkbox"/> | No <input type="checkbox"/> | Unknown <input type="checkbox"/> |
| The array area is clear of tree stumps and roots. | Yes <input type="checkbox"/> | No <input type="checkbox"/> | Unknown <input type="checkbox"/> |
| Does Solar Foundations have full access (15' clear distance) around the entire array? | Yes <input type="checkbox"/> | No <input type="checkbox"/> | Unknown <input type="checkbox"/> |
| Is Solar Foundations able to drive a full-size pickup truck and 22' trailer (48' combined length) to the work area? | Yes <input type="checkbox"/> | No <input type="checkbox"/> | Unknown <input type="checkbox"/> |
| Is there a clear path confirmed from the main road to the array area for Solar Foundations' 48' truck and trailer? | Yes <input type="checkbox"/> | No <input type="checkbox"/> | Unknown <input type="checkbox"/> |
| Is there a gate obstructing access to the proposed array area with the truck and trailer? | Yes <input type="checkbox"/> | No <input type="checkbox"/> | Unknown <input type="checkbox"/> |
| In order to install the array piles, SFUSA needs to maneuver our rubber tracked mini-skid steer within and around the array location. The mini skid steer may create tracks and the truck and trailer may leave tire ruts in the lawn depending on the local conditions. Is the homeowner aware that there will likely be some lawn damage that per the contract, we would be looking for the solar company to address at the same time you do the trenchwork? | Yes <input type="checkbox"/> | No <input type="checkbox"/> | Unknown <input type="checkbox"/> |
| Is the ground mount structure within 10 ft of the surrounding property boundaries? | Yes <input type="checkbox"/> | No <input type="checkbox"/> | Unknown <input type="checkbox"/> |
| Is the homeowner's septic system within 10 ft of the array area? | Yes <input type="checkbox"/> | No <input type="checkbox"/> | Unknown <input type="checkbox"/> |
| Section 3: Private Utilities | | | |
| Privately owned utilities must be marked by the contractor, typically include the following: | | | |
| Electric "after the meter" which is often from the utility pole to the house | Yes <input type="checkbox"/> | No <input type="checkbox"/> | Unknown <input type="checkbox"/> |
| Telephone and cable TV extensions to the garage, pool house, or outside apartment | Yes <input type="checkbox"/> | No <input type="checkbox"/> | Unknown <input type="checkbox"/> |
| Propane lines to buried tanks, gas grills, and pool heaters | Yes <input type="checkbox"/> | No <input type="checkbox"/> | Unknown <input type="checkbox"/> |
| Water supply lines – these can include the house service from the shut-off at the street or from a private well | Yes <input type="checkbox"/> | No <input type="checkbox"/> | Unknown <input type="checkbox"/> |
| Irrigation and sprinkler systems | Yes <input type="checkbox"/> | No <input type="checkbox"/> | Unknown <input type="checkbox"/> |
| Sewer services to the sewer main | Yes <input type="checkbox"/> | No <input type="checkbox"/> | Unknown <input type="checkbox"/> |
| Septic lines, tanks, and leach fields | Yes <input type="checkbox"/> | No <input type="checkbox"/> | Unknown <input type="checkbox"/> |

Contact us at ops@solarfoundationsusa.com or (855) 738-7200.